


ANNUAL REPORT 2010

Brian Carter/Pixel That! Photography



PROGRAM SERVICES IN 2010 *A Year of New Beginnings*

Our Clients

490 = TOTAL NUMBER OF CLIENTS SERVED IN 2010

88% of clients are under age 18

12% of clients are over age 18


51% of our clients are female; 49% percent of our clients are male

FACT: Autism is our #1 diagnosis.
Cerebral palsy is #2.

TOP 10 DIAGNOSES TREATED AT THE SHEA CENTER

FACT: Physical and cognitive disabilities comprise more than 60 diagnoses seen at The Shea Center in 2010 with 79% of our clients having a diagnosis in one of the following top 10:

- | | | |
|--|--------------------------|-----------------------------------|
| 1 Autism Spectrum/Aspergers Syndrome 37% | 4 Developmental Delay 5% | 8 Traumatic Brain Injury (TBI) 2% |
| 2 Cerebral Palsy 20% | 5 Speech Delay 3% | 9 Seizure Disorder 1% |
| 3 Down Syndrome 7% | 6 Rett Syndrome 2% | 10 Mental Retardation 1% |
| | 7 Hydrocephalus 2% | |



Our Volunteers & Staff

550+ = TOTAL NUMBER OF ANNUAL VOLUNTEERS

200 = average number of weekly program volunteers

15,000+ = number of hours of time and talent donated by our volunteers

66% of volunteers are over 18 years of age

34% of volunteers are under 18 years of age

88% of volunteers are female; 12% of volunteers are male

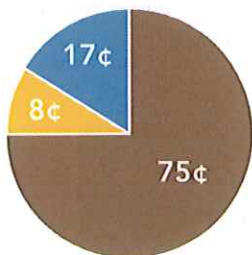
FACT: 14 is the minimum age for our volunteers

11 full-time staff; 13 part-time or contract staff

Our Horses & Ponies

18 = number of horses and ponies of various breeds that served our clients in our therapeutic riding programs in 2010

FACT: Program fees account for less than 14% of our annual operating revenue. Our generous donors provide the rest.



HOW WE USED OUR DONOR DOLLARS IN 2010:

\$1.8 million = annual budget to operate The Shea Center in 2010

75 cents of every dollar donated was spent on therapeutic riding programs for our clients.

- 75¢ – program services
- 8¢ – management and general operating expenses
- 17¢ – fundraising expenses

For a complete 2010 financial report, contact Dana Green at (949) 240-8441 x 109 or dgreen@sheacenter.org.



The **SheaCenter**
for Therapeutic Riding

2010 Highlights –

- A total of 490 children, teens and adults experienced programs at The Shea Center in 2010.
- Sixty diagnoses were treated at The Shea Center in 2010.
- We now have occupational therapy at The Shea Center. All three therapy disciplines: physical, occupational and speech are now available for our clients. Ours is one of the few programs in the U.S. to have all three services available on site in a therapeutic equestrian setting.
- \$44,000 in financial aid was awarded to Shea Center clients to offset fees.
- The Shea Center, in partnership with Cornerstone Therapeutic Riding Center and the RichLynd Fund, supported a full year of programming for wounded warriors via their program Operation Saddle Up!
- More than 50 tours, meetings, events and gatherings were held at The Shea Center during this first year of being in the newly completed Klein Family Education & Therapy Building.
- Collaborative partnerships include: RH Dana Exceptional Needs Facility, New Vista School, Vocational Visions, National Charity League, and we also serve as an internship site for physical therapy students from seven universities throughout the United States.
- Our expense control continued through conservative times. Thanks to generous donors and careful staff management of our resources, we met our cost control targets and exceeded our fundraising goals.

www.sheacenter.org



The Shea Center

for Therapeutic Riding

THE J.F. SHEA THERAPEUTIC RIDING CENTER IS DEDICATED TO IMPROVING THE LIVES OF PEOPLE WITH DISABILITIES THROUGH THERAPEUTIC HORSE-RELATED PROGRAMS.

Board of Directors

OFFICERS & EXECUTIVE COMMITTEE MEMBERS

Mark Aldrich Esq. – Chairman of the Board
Attorney, Aldrich Bonnefin & Moore, PLC
Steven P. Howard – Vice Chair-Development
Attorney, CPA – Law Offices of Steven P. Howard
Gilbert Aguirre – Vice Chair-Planning
Rancho Mission Viejo, EVP of Ranch Operations
Marcia Jager – Secretary
Community Leader
Steve Stambaugh – Treasurer
Harvard MBA and CPA
Jenny Klein – Member at Large
Community Leader
Susie Roof, PT – Immediate Past Board Chair
Interim Director of Rehabilitation Services, Saddleback Memorial Hospital

MEMBERS AT LARGE

Larry Bill
Claim Jumper Restaurants, Retired Director of Community Relations
Jon Fosheim
Oak Hill REITS, Founder, Principal
Julie Frost
Community Leader and Volunteer
Nancy Lewis
Rider Parent
David Luvisa
Hunterwise Financial, Managing Director
Debbie Martin
Community Leader
Kathleen McClemmy
Community Leader and Rider Parent
Roger Morgan
Immediate Past Treasurer, Former CEO of VARCO
Scott Pievac
Rider Parent, CEO, Sam Pievac Company
Hank Rams
Program Volunteer, Retired Banker
Renee Ritchie
Community Leader
Louis Tomaselli
Founder, 360 Commercial Partners
EX-OFFICIO
Fran Joswick
Jack Godard

Thank You to our Generous Donors!



The Klein Family

In 2010, 817 donors supported The Shea Center. We appreciate every donor who supports our mission and recognize the following donors who gave \$5,000 or more to The Shea Center during 2010:

Simon Akhaven
Mark Aldrich
Aldrich Bonnefin & Moore
American Gypsy Horse Angel Foundation
Angels Baseball Foundation
Anonymous
Anonymous
Anonymous
Applied Medical
Assistance League of Laguna Beach
AT&T Services, Inc.
The Bengard Family
The Bengard Foundation
Tracy & Mike Bilek
Claim Jumper Restaurants
Coca-Cola Company
Debra & Andy Corley
Cox Communications
Crevier BMW/Mini
Janet & Amos Deacon
Sheryl & Adam DeVone
DPR Construction
Ralph Eidem Jr.
Finish Line Youth Foundation
Penny & Jon Fosheim
Julie & Stuart Frost
Golden State Foods Foundation
Griswold Industries
Horses For Healing Group
Jodi & Steve Howard

It Takes A Family Foundation, Inc.
Jacqueline Badger Mars Charitable Lead Trust
Jenny & Bill Klein
KNU Foundation
Vera & Kirk Langs
Nancy & Derek Lewis
Kristin & Richard Markell
Debbie & Rhoads Martin
Charlotte & James Mashburn
Kerry & Greg McCanna
Microsoft Matching Gifts Programs
Miracle Foundation Fund
Aleen & Julian Movsesian
National Charity League Saddleback Valley Chapter
Nick's Restaurants San Clemente & Laguna Beach
Eden & George O'Connell
O'Connell Family Foundation Trust
Pacific Life Foundation
Kathryn & Thomas Peck
Deborah & Scott Pievac
Susan & Buddy Pural
David & Julianna Pyott Foundation
Dr. Brian Quebbemann
Rancho Mission Viejo Rodeo, LLC
Ronald McDonald House Charities of Southern California
Susie & Rob Roof
Donald L. Schoellerman Foundation
Jill & Tom Schriber
Gail & Bijan Sedigh
Sandy Segerstrom-Daniels & John Daniels
Katie & Bill Shattuck
Elizabeth & Roy Shimomura
Linda I. Smith
May and Stanley Smith Charitable Trust
Smith Micro Software, Inc.
Janet Steiner
The Amerman Family Foundation
The Capital Group Companies Charitable Foundation
The Crean Foundation
The Edwards Lifesciences Fund
The Frank M. & Gertrude R. Doyle Foundation, Inc.
The Offield Family Foundation
The PIMCO Foundation
Thomas J. and Erma Jean Tracy Family Foundation
TJX Foundation, Inc.
Patti & Louis Tomaselli
Francis P. Torino Foundation
E.J. Tracy
Triple A Pumping & Jetting, Inc.
U.S. Food Service
Ueberroth Family Foundation
Watson Land Company
Wayne and Gladys Valley Foundation
Wells Fargo Bank
Western Digital Foundation

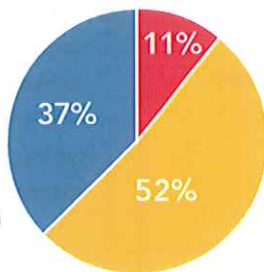
Ongoing veterinary care for our horses and ponies is donated to The Shea Center by Richard Markell, DVM of Ranch & Coast Equine Practice
Horse dentistry services provided by Larry H. Kelly, DVM.
Horse shoeing expenses are discounted by farrier Rick Rabin.

FACT: The Shea Center relies on charitable gifts, foundation grants, and event sponsorships from our many generous friends to support our therapeutic riding programs and ensure that our services are accessible and affordable for our clients with disabilities.

ACHIEVEMENT GOALS REVIEW 2010

Each year the Program Services staff sets client achievement goals to measure the progress of The Shea Center's returning clients and the effectiveness of the program's services. Several factors can affect client achievement including health, attendance and consistency.

- 52% MET (837)
- 37% PARTIALLY MET (593)
- 11% NOT MET (176)



WHERE DOES OUR REVENUE COME FROM?

We are grateful to our many generous donors who provided more than 85% of our revenue in 2010.

- 39% EVENTS
- 21% 2010 CAPITAL
- 14% PROGRAM FEES
- 20% GRANTS & DONATIONS
- 5% DRIVE TO RIDE ANNUAL FUND
- 1% OTHER

